
OLEANDER LEAF SCORCH

Integrated Pest Management for Professional Landscapers and Home Gardeners

Oleander leaf scorch is a relatively new disease found mainly in southern California. It is caused by the bacterium *Xylella fastidiosa*, which is the same species (although a different strain) that causes Pierce's disease of grapevines and almond leaf scorch. The strain of *X. fastidiosa* that causes oleander leaf scorch will not cause Pierce's disease, so removing oleanders will not reduce the source of *X. fastidiosa* that can affect grapes. As with other diseases caused by *X. fastidiosa*, the bacterium is vectored by insects, primarily sharpshooters, that feed on the water-conducting tissue (xylem) of the plant.

This disease was first noticed on oleanders in the Palm Springs–Indio area of Riverside County and in Tustin (Orange County) in the early 1990s and has spread to other parts of southern California including Santa Barbara, San Diego, San Bernardino, and Los Angeles counties. While the disease has not yet been recorded north of Santa Barbara County, it is believed that it could spread north through California's Central Valley and along the coast. Oleanders affected by this disease decline and then die, usually within 3 to 5 years of the first symptoms. There is no known cure.

IDENTIFICATION

Symptoms can be expressed year-round, although they may be more noticeable in late spring and summer; they develop more quickly in warm weather. Leaves on one or more branches may yellow and begin

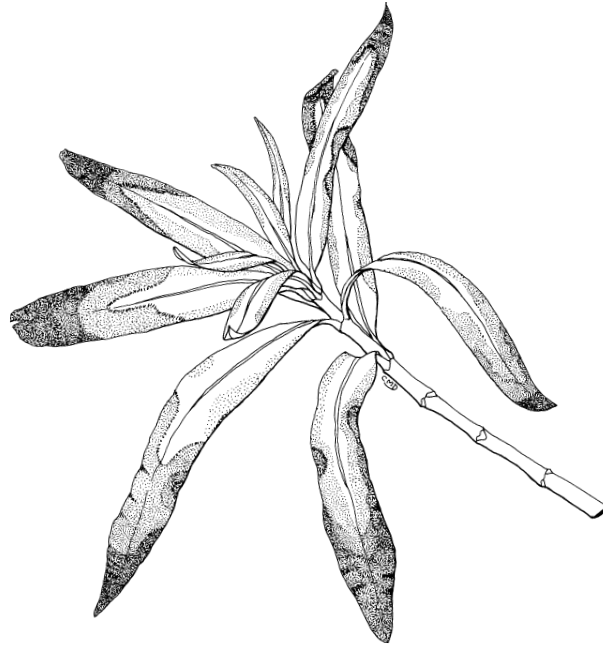


Figure 1. Leaves on one or more branches affected by oleander leaf scorch turn yellow and then brown around the margins.

to droop; soon the margins of the leaves turn a deeper yellow or brown, and the leaves eventually die (Fig. 1). As the disease progresses, more branches of the plant are affected and the plant dies.

Symptoms of this disease are often confused with those caused by drought. However, under limited water conditions leaves on all branches of a healthy plant yellow and droop at the same time. Drought-stressed leaves yellow uniformly or along the central leaf vein, whereas in leaf scorch disease yellowing of leaves progresses from the tip or margins of leaves inward. Also, un-

less the drought is severe, the plant recovers when watered. An oleander infected with *Xylella fastidiosa* will not recover when watered because bacteria plug the xylem tubes and limit the flow of water to the affected branches.

Marginal browning of leaves can also be associated with salt or boron toxicity. In these cases leaves usually do not droop, and the symptoms are more noticeable in older leaves.

Plant diagnostic laboratories that test for Pierce's disease in grapevines can also detect *X. fastidiosa* in infected oleander. A soil or tissue test can help

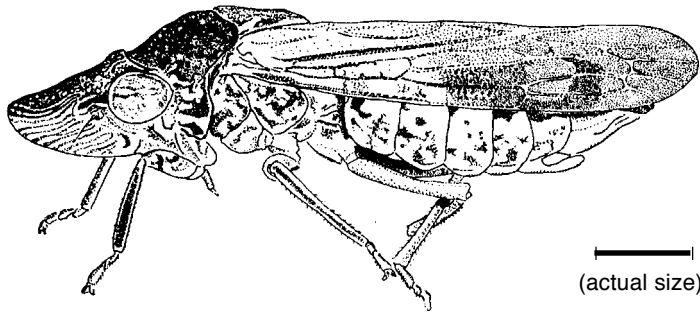


Figure 2. Female glassy-winged sharpshooter.

determine if the symptoms are caused by an excess of minerals. If salt toxicity is the problem, plants will improve if salts are leached through the soil and below the root zone, whereas no improvement will be seen in plants infected with leaf scorch bacteria.

BACTERIAL TRANSMISSION

Xylella fastidiosa growth in plants is limited to the xylem and is spread from plant to plant by xylem-feeding insect vectors. The dominant vector in southern California is the glassy-winged sharpshooter (*Homalodisca coagulata*) (Fig. 2), which was first identified in California in 1990. This insect acquires the bacteria from infected plants while feeding on the xylem sap. The bacteria replicate in the sharpshooter’s mouth, so that once a sharpshooter adult acquires the bacteria, it is infectious for life. Nymphs lose the bacteria when they molt. When the sharpshooter moves to another plant to feed, it takes bacteria with it in its mouthparts and deposits them into the next host plant. When the bacteria enter the xylem, they can then multiply and spread throughout the plant to such an extent that the xylem vessels are blocked and water can no longer be transported to that part of the plant.

In the Coachella Valley, the smoke-tree sharpshooter (*Homalodisca lacerta*) is more abundant than the glassy-winged sharpshooter and is the most likely vector of oleander leaf scorch bacterium. Other sharpshooters such as the blue-green sharpshooter (*Graphocephala atropunctata*) may also spread the bacteria from plant to plant.

VECTOR IDENTIFICATION AND BIOLOGY

The glassy-winged sharpshooter is nearly 1/2 inch long with transparent wings; it is larger than most other sharpshooters found in California.

The insect is dark brown on top and has a slightly lighter underside. The top of the arrowhead-shaped head is stippled with ivory or yellow dots. This insect excretes large amounts of liquid when feeding, and on females dried excrement is often found on top of the wings, appearing as two large white spots. These spots may rub off when the insect comes in contact with the foliage and therefore are not always present. On heavily infested plants, excrement gives the leaves or fruit a whitewashed appearance. The smoke-tree sharpshooter is similar in appearance to the glassy-winged sharpshooter, but its head has distinct yellow wavy lines instead of dots (Fig. 3).

There are two generations per year of glassy-winged sharpshooter in California. Glassy-winged sharpshooters overwinter as adults and lay eggs in spring. The first generation develops from late spring to early summer, with egg-laying beginning in mid-summer. The second generation matures into the overwintering adults starting in late summer.

MANAGEMENT

There is no known cure for oleander leaf scorch. Pruning out the part of

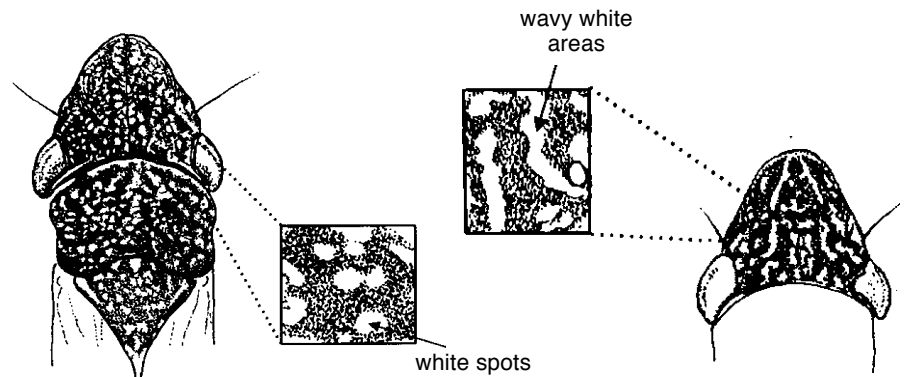


Figure 3. Detail of head of glassy-winged sharpshooter (left) and smoke-tree sharpshooter (right).

the plant showing symptoms may help the appearance of the oleander tree or shrub but will not save the plant. The bacteria have already moved throughout the plant via the xylem, and the limbs that show symptoms are only the first to become affected. Research indicates that some cultivars of oleander may express symptoms to lesser degrees than others and may live longer than other varieties when infected.

Because of the year-round abundance of the glassy-winged sharp-

shooter and its efficient transmission of the bacterium, currently available insecticides are not effective in stopping the spread of the disease. Therefore, the best management may be early removal of plants infected with the oleander leaf scorch bacteria to reduce the source of inoculum.

REFERENCES

Blua, M. J., P. Phillips, and R. A. Redak. 1999. A new sharpshooter threatens both crops and ornamentals. *Calif. Agric.* 53(2):22-25. (<http://danr.ucop.edu/calag>)

Hartin, J. S. 1998. Avoiding oleander leaf scorch: Alternatives to oleander. *Proceedings of UC Riverside Annual Turf and Landscape Research Conference and Field Day.*

Purcell, A. 1999. Xylella Web site (<http://www.cnr.berkeley.edu/xylella/index.html>)

For more information contact the University of California Cooperative Extension or agricultural commissioner's office in your county. See your phone book for addresses and phone numbers.

AUTHORS: C. Wilen, J. Hartin, M. Henry, H. Costa, M. Blua, A. Purcell

EDITOR: B. Ohlendorf

TECHNICAL EDITOR: M. L. Flint

DESIGN AND PRODUCTION: M. Brush

ILLUSTRATIONS: Fig. 1: C. M. Dewees; Figs. 2 & 3: R. Garrison

PRODUCED BY IPM Education and Publications, UC Statewide IPM Project, University of California, Davis, CA 95616-8620

This Pest Note is available on the World Wide Web (<http://www.ipm.ucdavis.edu>)



To simplify information, trade names of products have been used. No endorsement of named products is intended, nor is criticism implied of similar products that are not mentioned.

This material is partially based upon work supported by the Extension Service, U.S. Department of Agriculture, under special project Section 3(d), Integrated Pest Management.

WARNING ON THE USE OF CHEMICALS

Pesticides are poisonous. Always read and carefully follow all precautions and safety recommendations given on the container label. Store all chemicals in the original labeled containers in a locked cabinet or shed, away from food or feeds, and out of the reach of children, unauthorized persons, pets, and livestock.

Confine chemicals to the property being treated. Avoid drift onto neighboring properties, especially gardens containing fruits and/or vegetables ready to be picked.

Dispose of empty containers carefully. Follow label instructions for disposal. Never reuse the containers. Make sure empty containers are not accessible to children or animals. Never dispose of containers where they may contaminate water supplies or natural waterways. Do not pour down sink or toilet. Consult your county agricultural commissioner for correct ways of disposing of excess pesticides. Never burn pesticide containers.

The University of California prohibits discrimination against or harassment of any person employed by or seeking employment with the University on the basis of race, color, national origin, religion, sex, physical or mental disability, medical condition (cancer-related or genetic characteristics), ancestry, marital status, age, sexual orientation, citizenship, or status as a covered veteran (special disabled veteran, Vietnam-era veteran, or any other veteran who served on active duty during a war or in a campaign or expedition for which a campaign badge has been authorized). University Policy is intended to be consistent with the provisions of applicable State and Federal laws. Inquiries regarding the University's nondiscrimination policies may be directed to the Affirmative Action/Staff Personnel Services Director, University of California, Agriculture and Natural Resources, 1111 Franklin, 6th Floor, Oakland, CA 94607-5200; (510) 987-0096.